















UltraPac® Hingeware - PETE

	Description	Item/ Product #	Color	Dimensions		Case Pack	Case Wt.	Case Cube	Pallet Config.
	Single Clamshell Dry Pint	10927/ 4040-1NV	Clear	4-1/4" x 4-1/4" x 2-5/8"	(108 x 108 x 67 mm)	500	19	4.1	4Lx6H
	Single Cell Clamshell	11333*/ 48-0-250	Clear	4" x 8" x 2-1/2"	(102 x 203 x 64 mm)	250	20	5.3	4Lx5H
	Single Cell Clamshell	10821*/ 48-0-30	Clear	4" x 8" x 3"	(102 x 203 x 76 mm)	250	23	5.6	4Lx5H
	Single Cell Clamshell	10829*/ 55-275-0	Clear	5-1/2" x 5-1/2" x 2-3/4"	(140 x 140 x 70 mm)	250	14	3.4	4Lx8H
	Single Cell Clamshell	10787*/ 68-2	Clear	6" x 8" x 2"	(152 x 203 x 51 mm)	150	14	4.3	4Lx6H
	Single Cell Clamshell	10771*/ 79-0-275	Clear	9-7/8" x 6-3/4" x 2-3/4"	(251 x 172 x 70 mm)	100	11	2.7	6Lx6H
	Single Cell Clamshell	10775*/ 79-0-350	Clear	9 1/2" x 7" x 3-3/4"	(254 x 178 x 95 mm)	100	12	2.7	6Lx6H
	Single Cell Clamshell	11926/ 88-0-250BLK	Black Base	8" x 6 1/2" x 2-1/2"	(203 x 203 x 64 mm)	100	13	2.5	8Lx5H
	Slanted Cookie Shelf Clamshell	12324*/ 4590-3C	Clear	4-1/2" x 9" x 3"	(114 x 229 x 76 mm)	200	15	4.0	6Lx5H
	Single Cell Clamshell	11983/ 4590-350	Clear	4-1/2" x 9" x 3-1/2"	(114 x 229 x 89 mm)	200	15	4.1	6Lx4H
	Single Cell Clamshell	11170/ 1750-12	Clear	17" x 5" x 4"	(432 x 127 x 102 mm)	100	21	4.6	4Lx5H
	Clamshell - 18 Ct. Donut	12584*/ 88-0-180	Clear	8" x 8" x 2-1/2"	(203 x 203 x 64 mm)	225	31	8.0	3Lx3H
	Single Cell Clamshell	13104*/ 1155-175	Black Base	11-1/2" x 5" x 1-3/4"	(292 x 127 x 44 mm)	100	14	3.3	4Lx7H
	Single Cell Clamshell	11342*/ 4590-3	Clear	4-1/2" x 9" x 3"	(114 x 229 x 76 mm)	200	17	4.1	6Lx4H

* Special order item. Please contact Customer Service for details.